




Step-by-step Process to generate Academic Bank of Credits (ABC) ID

OPTION-A: On ABC Portal

- 1) Open official website www.abc.gov.in/
- 2) The Click on **My Account** tab  on right hand of the web-page.
- 3) Select **Student**  Student from the drop-down list and
 - a) If you have account on the **DigiLocker** follow these steps:
 - Sign-in using your details and OTP.
 - b) If you do NOT have account on the **DigiLocker** follow these steps:
 - Click on **Sign-up for Meri Pehchaan** (www.digilocker.meripehchaan.gov.in).
 - Create an account using your **Mobile Number** linked with your **Aadhaar**.
 - Sign-in using your details and OTP.
- 4) After sign-in, select the University tab from the options and search Raj Rishi Bhartrihari Matsya University, Alwar by in the dropdown-list.
- 5) Click on the Raj Rishi Bhartrihari Matsya University, Alwar to complete the Registration Process on ABC.
- 6) Please note down and keep your **ABC ID** for future references.



am a student at...

Skill College Others

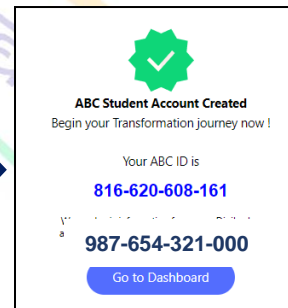
University (ask your institution type)

University/Skill Institution name

Select your institution name from the list:

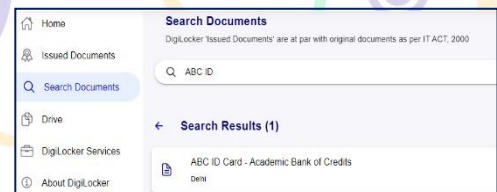
University of Allahabad

University Of Allahabad, Allahabad



OPTION-B: On DigiLocker Portal (for those who have DigiLocker account)

- 1) Open official website www.digilocker.gov.in/
- 2) Click on **Search Documents** at the left panel and type '**ABC ID**' in the search column.
- 3) Click on **ABC ID Card- Academic Bank of Credits** in the search results.
- 4) Select **University** from the drop-down list in the **Institution Type** option on your dashboard and click OK.
- 5) Search Raj Rishi Bhartrihari Matsya University, Alwar in the **Institution Name** option.
- 6) Click on the Raj Rishi Bhartrihari Matsya University, Alwar from the drop-down list and click OK.
- 7) Check the consent box and click on Get document button.
- 8) Get your ABC ID by clicking the ABC ID Card option from your Issued Documents list.
- 9) Please note down and keep your **ABC ID** for future references.
- 10) Following YouTube video (of DigiLocker) explains the process to generate ABC ID:



Gender

Institution Name

University of Allahabad

Institutions Type

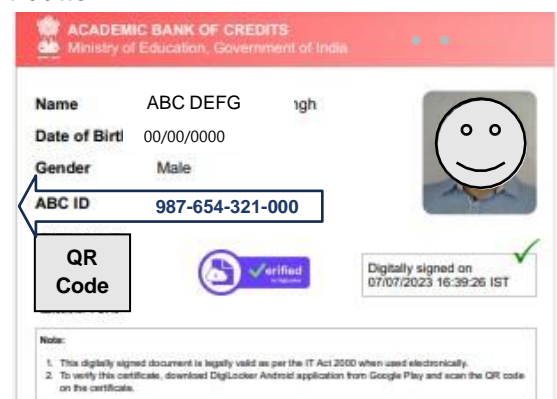
University Of Allahabad, Allahabad

Cancel OK

Institution Name

I provide my consent to DigiLocker to share my details with the Issuers for the purpose of fetching my documents.

[Get Document](#)



<https://www.youtube.com/watch?v=Gw3DUHaJg1c>