

M.Sc. (BOTANY)  
M. Sc. (ANNUAL PATTERN)

M. Sc. Previous

Paper I	Cell & Molecular Biology of Plants
Paper II	Cytology, Genetics & Cytogenetics
Paper III	Biology & Diversity of Lower Plants: Cryptogams
Paper IV	Taxonomy & Diversity of Seed Plants
Paper V	Plant Physiology & Metabolism
Paper VI	Microbiology and Plant Pathology

M.Sc. Final

2018-19 & onwards

Paper VII	Plant Morphology, Developmental Anatomy and Reproductive Biology
Paper VIII	Plant Ecology
Paper IX	Plant Resource Utilization & Conservation
Paper X	Biotechnology & Genetic Engineering of Plants & Microbes
Paper XI	Elective I
Paper XII	Elective II

Elective Papers XI & XII

Papers XI (a) :	Advanced Plant Pathology I
Papers XII (a) :	Advance Plant Pathology II

OR


Papers XI (b) :	Seed Science and technology I
Paper XII (b) :	Seed Science and technology II

OR

Papers XI (c) :	Ecosystem Ecology
-----------------	-------------------



प्रभारी अधिकारी  
अकादमिक-प्रथम

  
विज्ञान  
वि. १

15

Paper VII (c) : Environmental Biology

OR

Papers XI (d) : Advanced Plant Physiology I

Paper XII (d) : Advanced Plant Physiology II

OR

Papers XI (e) : Advanced Morphology and Morphogenesis- I

Paper XII (e) : Advanced Morphology and Morphogenesis- II

OR

Papers XI (f) : Biosystematics of Angiosperms I

Paper XII (f) : Biosystematics of Angiosperms II

OR

Papers XI (g) : Biotechnology- I

Paper XII (g) : Biotechnology- II

मौ. २  
प्रकाश  
म  
म

प्रभारी अधिकारी  
अकादमिक-प्रथम

M.Sc. Botany

Examination

M.Sc. (Previous)

There will be six papers in theory, each of three hours duration, 100 marks each and two practicals carrying 150 marks each (10% marks are reserved for viva and 15% records in each examination). Each practical examination will be of 6 hours duration to be completed in one day.

Each theory paper will have 9 questions, out of which a student has to attempt 5 questions and the question No. 1 will be compulsory. The question No. 1 will carry 20 marks and will be of short type of questions with a limit of 20 words.

M.Sc. (Final)

There will be six papers, four compulsory and two elective in theory of 3 hours duration carrying 100 marks each and two practicals each as follows:

- i. Practical for compulsory papers of 200 marks of 8 hours duration to be completed in two days.
- ii. Practical for elective papers-100 marks of 4 hours duration to be completed in one day.

Each theory paper will have 9 questions, out of which a student has to attempt 5 questions and the question No. 1 will be compulsory. The question No. 1 will carry 20 marks and will be of short type of questions with a limit of 20 words.



प्रभारी अधिकारी  
अफादनिक-ग्रथम

मि. २  
मि. २  
मि. २



- (b) Prepare an artificial key of the given plant materials (A, B & C)
- (c) Make a suitable preparation of material 'D'

special interest, if any.	
(d) Make a suitable preparation of given material 'E' (reproductive part only) Draw labelled diagram. Identify it giving reasons.	6
Perform the physiology experiments as assigned to you. Describe the methodology and record your observations.	
Exercise 'a'	25
Exercise 'b'	10
(i) Perform the microbiological exercise given to you. Draw suitable diagram describe methodology and record your observations.	10
(ii) Prepare a suitable slide of the given microbiological exercise. Draw diagram, describe methodology and record your results.	7
(iii) Prepare a suitable slide of the given material 'D' for histological study. Draw labelled diagram. Identify the pathogen giving reasons.	12
Spots (a)	18
Herbarium	2
Sectional Matrix	22
Viva-voce	13

Plant Morphology Development	
also Final Paper Reproductive	
Paper-VII	: Plant Development and Reproduction
Paper-VIII	: Plant Ecology
Paper-IX	: Plant Resource Utilization and Conservation
Paper-X	: Biotechnology and Genetic Engineering of Plants and Microbes
Paper-XI(a)	: Advanced Plant Pathology-I
Paper-XI(b)	: Advanced Plant Pathology-II
Paper-XII(a)	: Seed Science and Technology-I
Paper-XII(b)	: Seed Science and Technology-II

Ecosystem Ecology	
Paper-XI(c)	: Ecosystem Ecology-I
Paper-XI(d)	: Ecosystem Ecology-II
Paper-XI(e)	: Advanced Plant Physiology-I
Paper-XI(f)	: Advanced Plant Physiology-II
Paper-XI(g)	: Advanced Morphology and Morphogenesis-I
Paper-XI(h)	: Advanced Morphology and Morphogenesis-II
Paper-XI(i)	: Biostatistics of Angiosperms-I
Paper-XI(j)	: Biostatistics of Angiosperms-II
Paper-XI(k)	: Biotechnology-I
Paper-XI(l)	: Biotechnology-II

मि. २  
 CR

प्रभारी अधिकारी  
 प्रकाशसिंह-प्रभ

प्रकाश





## Paps - VII

Plant morphology, Developmental & REPRODUCTIVE BIOLOGY  
Anatomy

## Unit I

Introduction: Unique features of plant development, differences between animal and plant development.

Seed germination and seedling growth: Metabolism of proteins and mobilization of food reserves, tropisms during seed germination and seedling growth, hormonal control of seedling growth, gene expression, use of mutants in understanding seedling development.

Shoot development: Organization of the shoot apical meristem (SAM), cytological and molecular analysis of SAM, control of cell division and cell to cell communication, Primary and Secondary tissue differentiation, control of tissue differentiation, especially xylem and phloem, secretory ducts and laticifers, wood development in relation to environmental factors.

## Unit II

Leaf growth and differentiation: Inception, phyllotaxy, control of leaf form (leaf meristems and other factors), differentiation of epidermis (with special reference to stomata and trichomes) and mesophyll, Kranz anatomy, Leaf traces and leaf gaps, transfer cells.

Root development: Organization of root apical meristem (RAM), vascular tissue differentiation, lateral roots, root hairs, root-microbe interactions.

Seed coat development: External and internal morphology of seed, seed appendages, ontogeny of seed coat in various families, mature structure, spermoderm patterns.

## Unit III

Reproduction : Vegetative options and sexual reproduction, flower development, genetics of floral organ differentiation, homeotic mutants in Arabidopsis and Antirrhinum, sex determination.

प्रभासी अधिकारी  
अकादमिक-ग्रथम

म. २  
२०२२  
२०/०५/२०२२



Male gametophyte : Structure of anthers, microsporogenesis, role of tapetum, pollen development and gene expression, male sterility, sperm dimorphism and hybrid seed production, pollen germination, pollen tube growth and guidance, pollen storage, pollen allergy, pollen embryos.

Female gametophyte : Ovule development, megasporogenesis, organization of the embryo sac, structure of the embryo sac cells.

Pollination, pollen-pistil interaction and fertilization : Floral characteristics, pollination mechanisms and vectors, structure of the pistil, pollen-stigma interactions, sporophytic and gametophytic self-incompatibility (cytological, biochemical and molecular aspects), double fertilization, in vitro fertilization.

#### Unit IV

Seed development and fruit growth : Endosperm development, embryogenesis, cell lineages during late embryo development, storage proteins of endosperm and embryo

Polyembryony, apomixis, embryo culture, dynamics of fruit growth, biochemistry and molecular biology of fruit maturation.

Latent life - dormancy: importance and types of dormancy, seed dormancy, overcoming seed dormancy, bud dormancy.

Senescence and programmed cell death (PCD) : Basic concepts, types of cell death, PCD in the life cycle of plants, metabolic changes associated with senescence and its regulation, influence of hormones and environmental factors on senescence.

#### *Suggested Readings:*

2. Bewley, J.D. and Black, M. 1994. Seeds: Physiology of Development and Germination, Plenum Press, New York.
3. Burgess, J. 1985. An Introduction to Plant Cell Development. Cambridge University Press, Cambridge.
4. Fahn, A. 1982. Plant Anatomy. (3rd edition). Pergamon Press, Oxford.
- New York.
10. Raven, P.H., Evert, R.F. and Eichhorn, S. 1992. Biology of Plants (5th edition). Worth, New York.
11. Salisbury, P.B. and Ross, C.W. 1992. Plant Physiology (4th edition). Wadsworth Publishing, Belmont, California.

*Nh. or*  
प्रभारी अधिकारी  
अकादमिक-प्रबन्ध

*M. 2*  
*or*  
*or*  
*or*



- Cambridge University Press, Cambridge.
13. Bhojwani, S.S. and Bhatnagar, S.P. 2000. The Embryology of Angiosperms (4<sup>th</sup> revised and enlarged edition). Vikas Publishing House, New Delhi.
  14. Fosker, D.E. 1994. Plant Growth and Development. A Molecular Approach. Academic Press, San Diego.
  15. Howell, S.H. 1998. Molecular Genetics of Plant Development. Cambridge University press, Cambridge.
  16. Leins, P., Tucker, S.C. and Endress, P.K. 1988. Aspects of Floral Development, J. Cramer, Germany.
  17. Lyndon, R.F. 1990. Plant Development. The Cellular Basis, Unwin Hyman, London.
  18. Murphy, T.M. and Thompson, W.E. 1988. Molecular Plant Development. Prentice Hall, New Jersey.
  19. Proctor, M. and Yeo, P. 1973. The Pollination of Flowers. William Collins Sons, London.
  20. Raghavan, V. 1997. Molecular Embryology of Flowering Plants. Cambridge University Press, Cambridge.
  20. Raghavan, V. 1997. Molecular Embryology of Flowering Plants. Cambridge University Press, Cambridge.
  20. Raghavan, V. 1997. Molecular Embryology of Flowering Plants. Cambridge University Press, Cambridge.
  21. Raghavan, V. 1999. Developmental Biology of Flowering Plants. Springer-Verlag, New York.
  22. Sdgely, M. and Griffin, A.R. 1989. Sexual Reproduction to Tree Crops. Academic Press, London.
  23. Shivanna, K.R. and Sawhney, V.K. (eds.) 1997. Pollen Biotechnology for Crop Production and Improvement. Cambridge University Press, Cambridge.
  24. Shivanna, K.R. and Rangaswamy, N.S. 1992. Pollen Biology : A Laboratory Manual. Springer-Verlag, Berlin.
  25. Shivanna, K.R. and Johri, B.M. 1985. The Angiosperm Pollen : Structure and Function. Wiley Eastern Ltd., New York.
  26. The Plant Cell Special Issue on Reproductive Biology of Plants. Vol. 5( 10) 1993.

*[Signature]*  
प्रभारी अधिकारी  
अकादमिक-प्रयत्न

*[Signature]*  
*[Signature]*





### Suggested Laboratory/Field Exercises

1. Study of living shoot apices by dissections using plants such as *Tabernaemontana*, *Albizia*
2. Study of cytohistological zonation in the shoot apical meristem (SAM) in sectioned and double-stained permanent slides of a suitable plant. Examination of shoot apices in a monocotyledon in both T.S. and L.S. to show the origin and arrangement of leaf primordia.
3. Study of alternate and distichous, alternate and superposed, opposite and superposed, opposite and decussate leaf arrangement. Examination of rosette plants (*Launaea*, *Mollugo*, *Raphanus*, *Hyoscyamus* etc.) and induction of bolting under natural conditions as well as by GA treatment.
4. Microscopic examination of vertical sections of leaves such as *Eucalyptus*, *Ficus*, *Mango*, *Nerium*, maize, grass and wheat to understand the internal structure of leaf tissues and trichomes, glands etc. Also study the leaf anatomy C3 and C4 of plants.
5. Study of epidermal peels of leaves such as *Coccinia*, *Tradescantia* etc. to study the development and final structure of stomata and prepare stomatal index.
6. Study of types of stomata in plants belonging to different families.
7. Study of whole roots in monocots and dicots.
8. Examination of L.S. of root from a permanent preparation to understand the organization of root apical meristem and its derivatives. (use maize, aerial roots of banyan etc.)
9. Study of lateral root development.
10. Study of leguminous roots with different types of nodules.
11. Study of primary and secondary tissue differentiation in roots and shoots.
12. Study of seed coat types- *Pisum*, *Cucurbita*, wheat.
13. Study of vascular tissues by clearing technique
14. Study of microsporogenesis and gametogenesis in sections of anthers of different ages.
15. Examination of modes of anther dehiscence and collection of pollen grains for microscopic examination (maize, grasses, *Cannabis sativa*, *Crotolaria*, *Tradescantia*, *Brassica*, *Petunia*, *Solanum melongena*, etc.)
16. Study of wall layers of anther.
17. Tests for pollen viability using stains and in vitro germination.
18. Pollen germination using hanging drop and sitting drop cultures, suspension culture and surface culture.

*Handwritten signature*  
प्रभारी अधिकारी  
अकादमिक-प्रथम

*Handwritten signature*  
*Handwritten signature*  
*Handwritten signature*





20. Study of ovules in cleared preparations, study of monosporic, bisporic and tetrasporic types of embryo sac development through examination of permanent, stained serial sections.
21. Field study of several types of flower with different pollination mechanisms.
22. Emasculation, bagging and hand pollination to study pollen germination.
23. Study of nuclear and cellular endosperm through dissections and staining.
24. Isolation of zygotic globular, heart-shaped, torpedo stage and mature embryos from suitable seeds.
25. Polyembryony in citrus, jamun (*Syzygium cumini*) etc. by dissections.
26. Biochemical estimation (qualitative and quantitative) of metabolites of seeds.

*Suggested Readings. (for Laboratory Exercises)*

1. Shivanna, K.R. and Rangaswamy, N.S. 1992. Pollen Biology : A Laboratory Manual, Springer-Verlag, Berlin-Heidelberg (and references therein).
2. Chopra, V.L. 2001. Plant Breeding : Theory and Practice. Oxford IBH Pvt. Ltd., New Delhi.
3. Chopra, V. L. 2001. Plant Breeding: Field Crops. Oxford IBH Pvt. Ltd., New Delhi.

*[Signature]*  
प्रभारी अधिकारी  
अकादमिक-प्रश्न

*[Signature]*  
*[Signature]*  
*[Signature]*



## Paper VIII. PLANT ECOLOGY

### Unit I

Science of Ecology: Introduction to ecology, evolutionary ecology, ecological models; Population: Characteristics of population, population size and exponential growth, limits of population growth, population dynamics, life history pattern, fertility rate and age structure, population growth. Competition and coexistence, intra-specific interactions, interspecific interactions, scramble and contest competition model, mutualism, commensalism and allelopathy, prey-predator interactions.

Vegetation organization: Concepts of community and continuum, community coefficients, interspecific associations, ordination, species diversity and pattern diversity in community, concept of habitat and ecotone, ecological niche.

### Unit II

Vegetation development: Temporal changes (cyclic and non-cyclic), mechanism of ecological succession (relay floristic and initial floristic composition), succession models (facilitation, tolerance and inhibition models), Changes in ecosystem properties during succession, concept of climax

Ecosystems: Nature and size of ecosystem, components of an ecosystem (producers, consumers and decomposers), Grazing (grassland) and Detritus food chain in freshwater ecosystems, food webs, Ecological energetic. Solar radiation and energy intakes at the earth's surface, energy flow models, Productivity of various ecosystems of the world and global biogeochemical cycles of carbon and nitrogen. *Ecosystem services.*

### Unit III

Ecosystem stability: Concept (resistance and resilience), ecological perturbations (natural and anthropogenic) and their impact on plant and ecosystems, Restoration of degraded ecosystems, ecology of plant invasion, Environment impact assessment, ecosystem restoration

*Nhrc*  
प्रभारी अधिकारी  
अकादमिक-प्रथम

*11/2*  
*cm*  
*2*  
*2/2*



Biomes, Biodiversity: Major biomes of the world and impact of changing climate on biomes, Biodiversity Concept & level, role of biodiversity in ecosystem function and stability, assessment (local, national and global), speciation and extinction, Biodiversity act of India and related international conventions, diversity indices, IUCN Categories of threat, Hot spots.

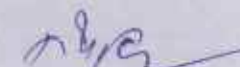
#### Unit IV

Conservation: Conservation (ex-situ and in situ) and management, International Conservational organizations, sustainable development, natural resource management in changing environment, molecular ecology, genetic analysis of single and multiple population, molecular approach to behavioural ecology, conservation genetics.

Energy: Sources, Fossil fuels, Nuclear fuel, Solar Energy, Fuel Cells, Biomass, Hydropower, Wind Power, Geothermal, Tidal & Wave energy, Energy conservation

#### Suggested Readings

1. Smith, R.L. 1996. Ecology and Field Biology, Harper Collins, New York.
2. Muller-Dombois, D. and Ellenberg, H., 1974. Aims and Methods of Vegetation Ecology, Wiley, New York.
3. Begon, M. Harper, J.L. and Townsend, C.R. 1996. Ecology, Blackwell Science, Cambridge, U.S.A.
4. Ludwig, J. and Reynolds, J.F. 1988. Statistical Ecology. John Wiley & Sons.
5. Odum, E.P. 1971. Fundamentals of Ecology, Saunders, Philadelphia.
6. Odum, E.P. 1983. Basic Ecology, Saunders, Philadelphia.
7. Barbour, M.G., Burk, J.H. and Pitts, W.D. 1987. Terrestrial Plant Ecology, Benjamin/Cummings Publication Company, California.
8. Kormondy, E.J., 1996. Concepts of ecology. Prentice-Hall of India Pvt. Ltd., New Delhi.
9. Chapman, J.L. and Reiss, M.J. 1988. Ecology, Principles and Applications. Cambridge University Press, Cambridge, U.K.
10. Molan, B. and Billharz, S. 1997. Sustainability Indicators. John Wiley Sons, New York.

  
प्रभारी अधिकारी  
अकादमिक-प्रयत्न




11. Heywood, V.H. and Watson, R.I. 1985. *Global Biodiversity*. Chapman & Hall, New York.
12. N.S. Subrahmanyam and A.V. S.S. Sambamurty. 2000. *Ecology*. Narosa Publishing House, Delhi.
13. S.K. Maiti. 2004. *Handbook of Methods in Environmental Studies Vol. 1 & 2*. ABD Publisher, Jaipur.
14. J. L. Chapman and M. J. Reiss. 1995. *Ecology principles and applications*. Cambridge University Press.
15. C. Faurie, C. Ferrn, P. Medori and J. Devaux. 2001. *Ecology Science & Practice*. Oxford and IBH Publishing Co. Pvt. Ltd. New Delhi.
16. G.T. Miller Jr. 2005. *Essentials of Ecology*. III Edition, Thomson, Brooks/Cole.

#### *Suggested Laboratory Exercises*

1. To determine minimum size and number of quadrat required for reliable estimate of biomass in grasslands.
2. To compare protected and unprotected grassland stands using community coefficients (similarity indices).
3. To estimate IVI of the species in a grassland/woodland using quadrat method.
4. To determine gross and net phytoplankton productivity by light and dark bottle method.
5. To determine soil moisture content, porosity and bulk density of soils collected from varying depths at different locations.
6. To determine the Water holding capacity of soils collected from different locations.
7. To determine percent organic carbon and organic matter in the soils of cropland, grassland and forest.
8. To estimate the dissolved oxygen content in eutrophic and oligotrophic water samples by azide modification of Winkler's method.
9. To estimate chlorophyll content in  $\text{SO}_2$  fumigated and unfumigated plants leaves.
10. To estimate rate of carbon dioxide evolution from different soils using soda lime or alkali absorption method.
11. To study environmental impact of a given developmental activity using checklist as a EIA method.

*[Signature]*  
प्रगरी अधिकारी  
असादिक-प्रश्न

*[Signature]*  
*[Signature]*  
*[Signature]*



**Paper - I: Plant Resource Utilization and Conservation**  
**Scheme of Examination**

Each paper will have 9 questions, out of which candidates are to attempt 5 questions including the question No. 1 which will be compulsory. The question No. 1 will carry 20 marks and will be of several short objective type of questions and 4 multiple choice type, 2 long answer type, 2 diagram type and 1 fill in the blank type. **Limit of 20 marks only.**

**Plant Biodiversity :** Concept, status in India, utilization and concerns.

**Sustainable Development :** Basic Concepts, Origins of agriculture.

**World centres of primary diversity of domesticated plants :**  
 The Indo-Burmese centre, plant introductions and secondary centres.

**Unit-II**

**Origin, evolution, botanical cultivation and uses of :** (i) Food, forage and fodder crops, (ii) fibre crops, (iii) medicinal and aromatic plants, and (iv) vegetable oil yielding crops.

**Unit-III**

**Important firewood and timber-yielding plants and non-wood forest products (NWFPs) :** such as bamboos, rattans, raw materials for paper making, gums, tannins, dyes, resins and fruits.

**Green revolution :** Benefits and adverse consequences, innovations for meeting world food demands.

*प्रभारी*  
 प्रभारी अधिकारी  
 अकादमिक-प्रश्न

*गो.स.*

*के.स.*

*अ.*

*नियंत्र.*



5. *Plants used as avenue trees for shade, pollution control and*

ethetics, principles of conservation, extinction, environmental status of plants based on International Union for Conservation of Nature.

**Unit-IV**

Strategies for conservation—*in situ* conservation: International efforts and Indian initiatives, protected areas in India—sanctuaries, national parks, biosphere reserves, wetlands, mangroves and reefs, conservation of wild biodiversity.

Strategies for conservation—*ex situ* conservation: Principles and practices, botanical gardens, field gene banks, seed banks, in vitro repositories, cryobanks, general account of the activities of Botanical Survey of India (BSI), National Bureau of Plant Genetic Resources (NBPGR), Indian Council of Agricultural Research (ICAR), Council of Scientific and Industrial Research (CSIR), and the Department of Biotechnology (DBT) for conservation, non-formal conservation efforts.

**Readings**

Anonymous 1992. National Gene Bank (Indian Heritage on Plant Genetic Resources) (Booklet). National Bureau of Plant Genetic Resources, New Delhi.  
 Arora, R.J. and Nayal, E.R. 1984. Wild Relatives of Crop Plants in India. NBPGR Science Monograph No. 7.  
 Baker, H.G. 1973. Plants and Civilization (3rd edn.). C.A. Wadsworth, Belmont.  
 Bole, P.V. and Vaghani, Y. 1986. Field Guide to Common Indian Trees Oxford University Press, Mumbai.  
 Chandel, K.P.S., Shukla, G. and Sharma, N. 1990. Biodiversity in Medicinal and Aromatic Plants in India: Conservation and Utilization. National Bureau of Plant Genetic Resources, New Delhi.  
 Charlesworth, M.J. and Sadava, D. 1977. Plants, Food and People. W.H. Freeman and Co., San Francisco.  
 Orin, D.R. (ed.) 1999. CRC Handbook of Plant Science and Agriculture. Vol. I. *In situ* conservation. CRC Press, Boca Raton, Florida, USA.  
 Conway, G. 1999. The Doubly Green Revolution: Food for All in the 21st Century. Penguin Books.

*n.h.c.*  
 प्रभारी अधिकारी  
 अकादमिक-प्रबन्ध

नं. 2  
 [Signature]  
 [Signature]  
 दिनांक [Signature]



9. Conway, G. and Barbier, E. 1990. *After the Green Revolution*. Earthscan Press, London.
10. Conway, G. and Barbier, E. 1994. *Plant, Genes and Agriculture*. Jones and Bartlett Publishers, Boston.
11. Council of Scientific and Industrial Research. 1986. *The Useful Plants of India*. Publications and Information Directorate, CSIR, New Delhi.
12. Council of Scientific and Industrial Research. 1994 (1976). *The Wealth of India. A Dictionary of Indian Raw Materials and Industrial Products*. New Delhi. Raw Materials. Vol. I-III (1945-1992) Supplement (2000).
13. Cronquist A. 1971. *An Integrated System of Classification of Flowering Plants*. Columbia University Press, New York, USA.
14. *Directory of Indian Wetlands*, 1993, WWF/INDIA, New Delhi and AWB Kuala Lumpur.
15. Falk, D.A., Olwel, M. and Millan C. 1996. *Restoring Diversity*. Island Press, Columbia, USA.
16. FAO/IBPGR. 1989. *Technical Guidelines for the Safe Movement of Germplasm*. FAO/IBPGR, Rome.
17. Frankel, O.H., Brown, A.H.D. and Burdon, J.D. 1995. *The Conservation of Plant Diversity*. Cambridge University Press, Cambridge, U.K.
18. Gadgil, M. and Guha, R. 1996. *Ecology and Equity: Use and Abuse of Nature in Contemporary India*. Penguin, New Delhi.
19. Gaston, K.J. (Ed). *Biodiversity: A Biology of Numbers and Differences*. Blackwell Science Ltd, Oxford, U.K.
20. Heywood, V. (Ed). 1995. *Global Biodiversity Assessment*. United Nations Environment Programme, Cambridge University Press, Cambridge, U.K.
21. Heywood, V. and Wierschke, P.S. (Eds). 1991. *Tropical Botanical Gardens. Their Role in Conservation and Development*. Academic Press, San Diego.
22. Kocchar, S.L. 1996. *Economic Botany of the Tropics*. 2nd edition. Macmillan India Ltd, Delhi.
23. Kothari, S. 1997. *Understanding Biodiversity: Life Sustainability and Equity*. Orient Longman.
24. Kohli, R., Arya, K.S., Singh, P.H. and Chilloo, H.S. 1994. *Tree Directory of Chandigarh*. Lovdale Educational, New Delhi.

प्रभारी अधिकारी  
अकादमिक-प्रथम

मि.   
 02   
 चित्रा



Syllabus : M.Sc. Botany : 27

- Hair, M.N.B. *et al.* (Eds.) 1988. Sustainable Management of Non-Wood Forest Products. Faculty of Forestry, University Putra Malaysia, 43004 PM Serdang, Selangor, Malaysia.
- Paroda, R.S. and Arora, R.K. 1991. Plant Genetic Resources: Conservation and Management. IPGR (Publications) Food and Office, C/o NBPOR, Pusa Campus, New Delhi.
- Tilman, D. and Hall, C.W. (Eds.) 1989. Food and Natural Resources. Academic Press, London, New York.
- Winters, A. and P. 1991. World Food Prospects: Global Issues for the Early 21st Century. International Food Policy Research Institute, Washington, D.C., USA.
- Plant Wealth of India 1997. Special Issues of Proceedings Indian National Science Academy (D-1).
- Plückhahn, D.L., Smith, N.J.H., Williams, J.T. and Murli Anandiah, N. 1987. Gene Banks and World's Food. Princeton University Press, Princeton, New Jersey, USA.
- Rodgers, M.A. and Panwar, M.S. 1988. Planning a Wildlife Protected Area Network in India. Vol. I. The Report. Wildlife Institute of India, Dehradun.
- Sahni, J.C. 2000. The Book of Indian Trees. 2nd edition. Oxford University Press, Mumbai.
- Schery, R.V. 1972. Plants for Man. 2nd ed. Englewood Cliffs, New Jersey, Prentice Hall.
- Sharma, O.P. 1996. Hill's Economic Botany (Late Dr. A.F. Hill, adapted by O.P. Sharma). Tata McGraw Hill Co., Ltd., New Delhi.
- Srinivasan, M.S. and Kancher, S.L. (Eds.) 1989. Plants and Society. Macmillan Publication Ltd., London.
- Tripathi, K.S., Puri, H.S. and Gupta, A. 1989. Major Medicinal Plants of India. Central Institute of Medicinal and Aromatic Plants, CSIR, Lucknow.
- Thomas, P. 2000. Trees: Their National History. Cambridge University Press, Cambridge.
- Winger, H., Hilke, H. and Farnsworth, N. 1989. Economic and Medicinal Plant Research. Vols. 1-3. Academic Press, London.
- Water, K.S. and Gillett, H.J. 1991. IUCN Red List of Threatened Plant. IUCN, the World Conservation Union. IUCN, Gland, Switzerland and Cambridge, UK.

7/4/02  
प्रमोदी अधिकारी  
अकादमिक-प्रधान

मो. 8  
नर  
चित्रा



### Suggested Laboratory Exercises

The Practical course is divided into three units: (1) Laboratory work, (2) Field survey, and (3) Scientific visits.

#### Laboratory Work

**Food Crops:** Wheat, rice, maize, chickpea (Bengal gram), potato, tapioca, sweet potato, sugarcane, morphology, anatomy, microchemical tests for stored food materials.

**Forage/Livestock crops:** Study of any five important crops of the locality (for example fodder sorghum, Bajra, Khesari, clover, guar bean, grass, Ficus sp.).

#### Plant fibres:

(a) Textile fibres: cotton, jute, linen, sun hemp, Ramie.

(b) Cordage fibres: coir.

(c) Fibres for spinning: silk, cotton or kapok.

Morphology, anatomy, (microscopic) study of whole fibres using appropriate staining procedures.

**Medicinal and aromatic plants:** Depending on the geographical location, college/university select five medicinal and aromatic plants each from a garden crop field or from the wild only if they are abundantly available.

*Papaver somniferum*, *Alisma belladonna*, *Colchicum autumnale*, *Adiantum species* (syn. *A. species*), *Allium sativum*, *Rubia cordifolia*, *Withania somnifera*, *Physalis peruviana*, *R. batemani*, *Andropogon paniculatus*, *Aloe barbadensis*, *Mezereum*, *Rosa* sp., *Peganium harmala*, *Organum officinale*, *Verbena officinalis*, *Isidorea grandiflora*, *Opuntia* sp., *Passiflora edulis*.

Study of live or herbarium specimens of other natural materials to become familiar with these resources.

**Vegetable Oils:** Mustard, groundnut, soybean, coconut, sunflower, castor. Morphology, microscopic structure of the oil-yielding tissues, tests for oil and iodine number.

**Gums, resins, tannins, dyes:** Perform simple tests for gums and resins. Prepare a water extract of vegetable tannins (*Acacia*, *Terminalia*, *myrsinoides*, etc., *Cassia* spp., *Lythraea*) and dyes (turmeric, *Dioscorea*, *Labiata*, *Boerhaavia*, *Limonium*, *Boerhaavia*) and perform tests to understand their chemical nature.

महेश  
प्रभारी अधिकारी  
अकादमिक-प्रबन्ध

महेश  
प्रभारी

महेश  
प्रभारी





## WISNET

Brewer and timber yielding plants and NWFA:

Prepare a short list of 10 most important sources of firewood and timber in your locality. Give their local names, scientific names, and families to which they belong. Mention their properties.

Prepare an inventory of the bamboos and rattans of your area giving their scientific and local names and their various uses with appropriate illustrations.

A survey of a part of the town or city should be carried out by the entire class. In pairs, individual students will select one Avenue road and locate the trees planted on a graph paper. They will identify the trees according their size, canopy shape, blooming and fruiting period and their status (healthy, diseased, infested, mutilated, misused or dying) and report whether or not the conditions in which they are surviving are satisfactory. The individual reports will be combined to prepare a larger map of the area, which can be used for subsequent monitoring task by the next batch of students/teachers/local community (NGOs or local authorities). The purpose of exercise in Item C shows how to make the students aware of the kinds of trees and values in urban ecosystems and ecological services.

## Spelling

Students should be taken to one of the following :

- A protected area (biosphere reserve, national park, or a sanctuary)
- A wetland
- A mangrove
- National Bureau of Plant Genetic Resources, New Delhi
- One of its field stations
- Head Quarters of the Botanical Survey of India or one of its Regional Circles
- A CSIR laboratory doing research on plants and their utilization
- An ICAR Research Institute or a field station dealing with one major crop or crops
- A recognised botanical garden or a museum (such as those at the Forest Research Institute, Dehradun, National Botanic

Institute, Lucknow, Tropical Botanical Garden and Research Institute, Trivandrum), which has collection of plant products.  
 Note: The students are expected to prepare a brief illustrated narrative of the field survey and scientific visits. After evaluation, the grades awarded to the students by the teachers should be added to the field assessment of the practical examination.

#### Paper-X : Biotechnology and Genetic Engineering of Plants and Microbes

##### Schemes of Examination

Max. Marks : 100

Each paper will have 8 questions, out of which a student has to attempt 5 questions including the question No.1 which will be compulsory. The question No.1 will carry 20 marks and will be of several short answer type of questions such as multiple choice type, one line answer type, one word type and fill in the blank type.

#### a. Limit of 2 marks Unit-I

Biotechnology : Basic concept, principles and scope.

Plant Cell and Tissue culture : General introduction, History, scope, concept of cellular differentiation, totipotency.

Organogenesis and adventive embryogenesis : Fundamental aspects of morphogenesis : somatic embryogenesis and androgenesis, mechanisms, techniques, and utility.

#### Unit-II

Somatic hybridization : Protoplast isolation, Fusion and culture, hybrid selection and regeneration, possibilities, achievements and limitations of protoplast research.

Applications of plant tissue culture : Clonal propagation, artificial seed, production of hybrids and somaclones, production of secondary metabolites/natural products, cryopreservation and germplasm storage.

Recombinant DNA technology : Gene cloning principles and techniques, construction of genomic/DNA libraries; choice of vectors, DNA synthesis and sequencing, polymerase chain reaction, DNA finger printing.

#### Unit-III

Genetic engineering of plants : Aims strategies for development of transgenics (with suitable examples), *Agrobacterium* as natural genetic engineer, T-DNA and transposon mediated gene tagging, chloroplast transformation and its utility, Intellectual property

अभिलेख  
 प्रभारी अधिकारी  
 अकादमिक-ग्राम

नोट  
 लक्ष्मी  
 अ. वि. वि. वि.



Syllabus : B.Sc. Botany - 41

rights, possible ecological risks and ethical concerns.

Microbial genetic manipulation: Plasmid transformation, selection of recombinants and transformants, genetic improvement of industrial microbes and nitrogen fixers, fermentation technology.

#### Unit IV

Genomics and proteomics: Genetic and physical mapping of genes, molecular markers for introgression of useful traits, artificial chromosomes, high throughput sequencing, genome projects, bioinformatics, functional genomics, microarrays, protein profiling and its significance.

Bioactive Compounds: Alkaloids, antioxidants, flavonoid, proteins and terpenoids.

#### Suggested Readings:

1. Bhojwani, S.S. and Razdan, M.K. 1996. Plant Tissue Culture: Theory and Practice (A revised edition), Elsevier Science Publishers, New York, USA.
2. Bhojwani, S.S. 1990. Plant Tissue Culture: Applications and Limitations: Elsevier Science Publishers, New York, USA.
3. Brown, T.A. 1999. Geomix, John Wiley & Sons (Asia) Pvt. Ltd. Singapore.
4. Callow, J.A., Ford-Lloyd, H.V. and Newbury, H.J. 1997. Biotechnology and Plant Genetic Resources: Conservation and Use, CAB International, Oxford, UK.
5. Christophs, M.J. and Eassey, D.B. 1994. Plants: Genes and Agriculture, Jones & Bartlett Publishers, Boston, USA.
6. Collins, H.A. and Edwards, S. 1992. Plant Cell Culture: Bioscience Publishers, Oxford, UK.
7. Glaser, A.N. and Nikolov, J.I. 1995. Microbial Biotechnology. W.H. Freeman & Company, New York, USA.
8. Gustafson, J.P. 2000. Genomics, Kluwer Academic Plenum Publishers New York, USA.
9. Henry, R.J. 1997. Practical Applications of Plant Molecular Biology, Chapman & Hall, London, UK.
10. Jain, S.M., Sopory, S.K. and Veilleux, R.E. 1996. In vitro Haploid Production in Higher Plants, Vols. 1-5, Fundamental Aspects and Methods, Kluwer Academic Publishers, Dordrecht, The Netherlands.

प्रभाती अधिकारी  
अकादमिक-प्रथम

विश्व  
विद्या



11. Joller, O. and Jernvall, H. (eds.) 2000. *Proteomics in Functional Genomics*. Birkhäuser Verlag, Basel, Switzerland.
12. Karim, K.K. 1985. *Cryopreservation of Plant Cells and Organs*. CRC Press, Boca Raton, Florida, USA.
13. Old, R.W. and Primrose, S.B. 1989. *Principles of Gene Manipulation*. Blackwell Scientific Publications, Oxford, UK.
14. Primrose, S.B. 1992. *Principles of Genome Analysis*. Blackwell Science Ltd., Oxford, UK.
15. Raghavan, V. 1986. *Embryogenesis in Angiosperms: A Developmental and Experimental Study*. Cambridge University Press, New York, USA.
16. Raghavan V. 1992. *Molecular Biology of Flowering Plants*. Cambridge University Press, New York, USA.
17. Shantharam, S. and Montgomery, J.F. 1999. *Biotechnology, Biosafety and Biodiversity*. Oxford & IBH Publishing Co. Pvt. Ltd., New Delhi.
18. Vasil, I.K. and Thorpe, T.A. 1994. *Plant Cell and Tissue Culture*. Kluwer Academic Publishers, The Netherlands.

Suggested Laboratory Exercise.

1. Growth characteristics of *E. coli* using plasmid and turbidimetric methods.
2. Isolation of plasmid from *E. coli* by alkaline lysis method and its quantitation spectrophotometrically.
3. Restriction digestion of the plasmid and estimation of the size of various DNA fragments.
4. Cloning of a DNA fragment in a plasmid vector, transformation of the given bacterial population and selection of recombinants.
5. Demonstration of DNA sequencing by Sanger's dideoxy method.
6. Isolation of protoplasts from various plant tissues and testing their viability.
7. Effect of physical (e.g. temperature) and chemical (e.g. osmoticum) factors on protoplast yield.
8. Demonstration of protoplast fusion employing PEG.
9. Organogenesis and somatic embryogenesis using appropriate explants and preparation of artificial seeds.
10. Demonstration of androgenesis in *Datura*.
11. Electroporation of protoplasts and checking of transient expression of the reporter gene.

प्रभारी अधिकारी  
अकादमिक-प्रयत्न

निरा  
का  
दिना



2. Co-cultivation of the plant material (e.g. leaf discs) with Agrobacterium and study of its activity, histochemically.

*Suggested Reading (for Laboratory Exercises)*

- Butenko, R.G. 2000. *Plant Cell Culture*, University Press of Pacific.
- Goffie, H.A. and Edwards, S. 1998. *Plant Cell Culture*, Bios Scientific Publishers, Oxford, UK.
- Dixon, R.A. (Ed.) 1987. *Plant Cell Culture: Practical Approach*, IRL Press, Oxford.
- Geilvin, S.B. and Schiperoort, R.A. (eds) 1994. *Plant Molecular Biology Manual*, 2nd edition, Kluwer Academic Publishers, Dordrecht, The Netherlands.
- George, E.F. 1993. *Plant Propagation by Tissue Culture. Part 1: The Technology*, 2nd edition, Elsevier Ltd, Edington, UK.
- George, E.F. 1993. *Plant Propagation by Tissue Culture. Part 2: In Practice*, 2nd edition, Elsevier Ltd, Edington, UK.
- Glück, B.R. and Thompson, J.B. 1991. *Methods in Plant and Tissue Biology and Biotechnology*, CRC Press, Boca Raton, Florida.
- Glover, D.M. and Hames, B.D. (Eds) 1995. *DNA Cloning: A Practical Approach*, 2nd edition, IRL Press, Oxford University Press, Oxford.
- Hackett, P.B., Pictis, J.A. and Mochly, J.W. 1988. *An Introduction to Recombinant DNA Technology: Basic Experiments in Gene Manipulation*, The Benjamin Cummings Publishing Co. Inc., Menlo Park, California.
- Hall, R.D. (Ed.) 1999. *Plant Cell Culture Protocols*, Humana Press, Inc., New Jersey, USA.
- Shay, C.H. (Ed.) 1984. *Plant Molecular Biology: A Practical Approach*, IRL Press, Oxford.
- Smith, R.A. 2000. *Plant Tissue Culture: Techniques and Experiments*, Academic Press, New York.

**Paper XI (a) : Advanced Plant Pathology-I**

**Scheme of Examination**

Max. Marks : 100

Each paper will have 9 questions, out of which a student has to attempt 5 questions including the question No. 1 which will be compulsory. The question No. 1 will carry 20 marks and will be of short objective type of questions such as multiple choice with a limit of 20 words.

*प्रभारी अधिकारी*  
अकादमिक-प्रथम

*प्र. १*  
*कॉ*

*वा*  
*सि*



type, one-line answer type, one word type and fill in the blanks type.

#### Unit-I

Plant Pathology : History & Scope. Nature, Origin. & Evolution of parasitism. Biotic and abiotic pathogens, Pathogen factors in disease development. Penetration, infection and pathogenesis. Physiological specialisation in phytopathogenic microbes.

#### Unit-II

Host factors in disease development : Inoculum Potential, Phenomena of resistance and susceptibility. Protective and defence mechanisms in plants, Phytoalexins. Breeding for disease resistance plants.

Environmental factors in disease development : Epiphytotics and plant disease forecasting.

#### Unit-III

IPM, Application of biotechnology and information technology in pest management.

Molecular Plant Pathology : Molecular diagnosis, identification of genes and specific molecules in disease development, molecular manipulation of resistance. Non-parasitic diseases and control measures.

#### Unit-IV

Principle of Plant Protection, Physical, Chemical and biological control of plant diseases.

Classification and anatomy of galls : Some insect induced plant galls of Rajasthan, mechanism and physiology of insect galls.

#### Paper-XII (a) : Advanced Plant Pathology-II

Scheme of Examination

Max. Marks : 100

Each paper will have 9 questions, out of which a student has to attempt 5 questions including the question No.1 which will be compulsory. The question No. 1 will carry 20 marks and will be of several short objective type of questions such as multiple choice type, one-line answer type, one word type and fill in the blanks type with 2 minutes each.

#### Unit-I

Fungal diseases : Symptomatology, disease identification and control of flag smut of wheat, covered smut of barley, blast of paddy, smut Jowar, Red rot of sugarcane, flax rust, early blight of potato.

#### Unit-II

Bacteria : Classification and nomenclature of bacterial plant

प्रभारी अधिकारी  
अकादमिक-मामल

15



pathogens. Methods of identification of bacteria (morphology, physiology, serology and pathogenicity).

bacterial diseases : Brown rot of potato, blight of rice, soft rot of vegetables, Crown gall disease, angular leaf spot of cotton.

#### Unit-III

Virus, viroid and phytoplasma disease : Symptomatology and transmission of viral diseases; Potato virus X & Y, Tomato ring mosaic, bunchy top of banana; viroids and important viroid diseases. Phytoplasma General account; Sesame phyllody, Spike disease of cotton.

#### Unit-IV

Nematology : Brief history, classification and identification of pathogenic nematodes. Morphology and anatomy of nematodes. Methods used in Nematology.

Control of plant parasitic nematodes. Nematode Disease : Yellow disease of wheat & barley, ear cockle of wheat, root-knot

7/1/2  
2/3  
2/3  
2/3

7/1/2  
प्रभारी अधिकारी  
अकादमिक प्रभुत्व

16

Paper XI (b): SEED SCIENCE & TECHNOLOGY-I

Unit I

History of seed testing and its importance to agriculture, aims of seed testing, Seed- definition and its types. Sampling of seeds, purity analysis (physical and genetical), seed moisture content, germination test, rapid test of viability and evaluation, seedling evaluation, various methods of seed separation, cleaning, drying and Seed processing plant and its process.

Unit II

Gross architecture of seed structure of angiosperms, identification and structure of seeds of important crop plants with special reference to Rajasthan (wheat, pearl millet, mustard, gram, pea) and Identification of designated objectionable weeds at seed level. Physiology of seed germination; seed and seedling vigour.

Unit III

Principles of seed production, seed production in self and cross pollinated crops; hybrid seed production. Production of foundation and certified seeds; synthetic seed, terminator seed technology. Seed storage methods, principles for safe seed storage, effects of storage, mycotoxins- major groups, detection and detoxification, Deterioration of seeds in storage by micro-organisms, insects and rodents; control of seed deterioration.

Unit IV

Seed certification standards and quarantine regulations. International cooperation, International Seed Testing Association - Rules and recommendations, Certificates, other seed certificates; Indian Seeds Act and recent amendments, National and Regional Seed Corporations of India - their organisation, aims and functions. National and International Co-operation in Seed Pathology. Sanitary and phytosanitary (SPS) agreements of WTO.

List of suggested Practical exercises:

1. Structure of seeds of some crop plants (wheat, pearl millet, mustard, gram, and pea).
2. Preparation of inventory of designated objectionable weeds at seed level and identification.
3. Identification of seed coat cracking.
4. Study of physical purity of seed sample.

*N. K. Ch*  
प्रभारी अधिकारी  
अकादमिक-प्रथम

*W. E*  
*W. E*  
*W. E*



5. Study of seed germination, seedling abnormality and seedling index.
6. Determination of moisture content of seeds.
7. TZ test for seed viability
8. Assay of enzymes in crop seeds.
9. Preparation of synthetic seeds.
10. Localization of starch, protein, lipids, tannins, phenols and lignin in seed sections.
11. Isolation and identification of storage fungi.
12. Preparation of phytosanitary certificate etc. of seed lot.

#### *Suggested Readings:*

- Agarwal, V.K. and Sinclair, J.B. (1987). Principles of Seed-pathology, II edition CRC Lewis Publishers, Boca Raton, New York, London.
1. Agrawal, R.L. 1980. Seed Technology. Oxford and IBH Publishing Co. Pvt. Ltd. New Delhi.
  2. Anonymous (1985, 2014). International rules for seed testing. International Seed Testing Association (ISTA). <http://www.seedtest.org/en/home.html>; <http://www.seedtest.org/en/international-rules-content---1--1083.html>
  3. Bewley, J.D. and Black, M. 1983. Physiology and Biochemistry of Seeds in Relation to Germination. Volume 1 & II. Springer-Verlag, Berlin, Heidelberg, New York.
  4. Copeland, L.O. 1976. Principles of Seed Sci. and Technology Minnesota, USA.
  5. Khare, D. and Bhale, M.S. (2014). Seed Technology. Scientific Publishers (India). Jodhpur. Revised 2<sup>nd</sup> Ed.
  6. Kulkarni, G.N. 2002. Principles of Seed Technology. Kalyani Publishers, New Delhi.
  7. Neergaard, P. 1986. Seed- A horse of hunger or a source of life. Revised print of Danish Government Institute of Seed Pathology for Developing Countries. Hellerup, Denmark.
  8. Winton, A. L. and Winton, K. B. (1932-1939): The structure and composition of foods. Vol 1 and II: John Wiley and Sons, Inc., New York

*Signature*  
प्रभाती अधिकारी  
अकादमिक-समय

*Signature*  
अ. वि. वि.  
प्रमुख



## Paper XII (b): SEED SCIENCE &amp; TECHNOLOGY -II

## Unit I

Introduction and importance of Seed Pathology in modern agriculture. History of Seed Pathology. Various methods for testing seed borne fungi, bacteria and viruses (Dry seed examination, seed washing test, incubation methods, cultural, biochemical, serological, nucleic acid based methods).

## Unit II

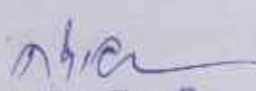
Mechanism of seed infection and its types, environment influencing seed infection, infected/contaminated part of seed, morphology and anatomy of seeds in relation to invasion, location of inoculum of the pathogen in seed- seed coat and pericarp, endosperm and perisperm and embryo.

Seed-borne diseases of some important crops with particular reference to the state of Rajasthan and India. Typical case of infection by: fungi (wheat- smuts and bunts, Sesame-charcoal rot; bacteria (Brassicas- black rot, cluster bean- bacterial blight); viruses (tomato mosaic virus, pea seed borne mosaic virus,) and nematodes (wheat- ear cockle, rice- white tip).

## Unit III

Seed-borne inoculum, inoculum density and assessment of seed borne inoculum in relation to plant infection, epiphytotics due to seed borne inoculum, disease forecast based on infected seed samples, tolerance limits of seed borne pathogens.

Transmission of seed borne disease: Systemic and non- systemic seed transmission, types of disease transmission, mode of establishment and course of disease from seed to seedling and plant, factors affecting seed transmission.

  
प्रभारी अधिकारी  
अकादमिक-प्रबन्ध




#### Unit IV

Management of seed-borne disease, principles of control, seed treatments (physical, chemical and biological), mechanism of action of seed treatments, major seed treatments for important seed borne pathogens and their methods of application.

#### List of suggested Practical exercises:

1. Dry seed examination of seed lots.
2. Isolation and identification of seed-borne mycoflora by standard blotter method.
3. Preparation of culture media (PDA and NA).
4. Plating seeds on PDA/NA for identification of seed borne fungi and bacteria.
5. Other methods of plating e.g. deep freezing; 2,4D- blotter method.
6. Water agar test tube seedling symptom test.
7. Study of any seed borne nematode disease.
8. Detection of bacterial and viral pathogens in seeds.
9. LOPAT tests for detection of seed- borne bacteria.
10. Nucleic acid based detection of seed borne pathogens.
11. Histopathology of infected seed samples.
12. Physical control of seed-borne pathogens.
13. Antibiotic/fungicidal assay against seed-borne pathogens
14. Biological control of seed borne pathogens.
15. Field visits: Crop fields, FCI, NSC, Seed testing Labs., quarantine station (e.g. NBPGR) etc.

#### Suggested Readings:

1. Agarwal, P. C., Mortensen, C. N. and Mathur, S. B. (1989). Seed-borne diseases and seed health testing of rice. Technical Bull. No.3, Danish government institute of seed Pathology for Developing Countries (DGISP), Copenhagen and CAB International Mycological Institute, (CMI) UK.
2. Agarwal, V.K. 2006. Seed Health. International Book Distributing Company. Charbagh, Lucknow, India.
3. Agarwal, V.K. and Sinclair, J.B. (1987). Principles of Seed-pathology, II edition CRC Lewis Publishers, Boca Raton, New York, London.
4. Agrawal, R.L. 1980. Seed Technology. Oxford and IBH Publishing Co. Pvt. Ltd. New Delhi.
5. Agrios, G.N. 2005. Plant Pathology. Academic Press, London., New York

*Signature*  
प्रभारी अधिकारी  
अकादमिक-प्रयोग

*Signature*  
*Signature*  
प्रयोग



6. Anonymous (1985, 2014) International rules for seed testing. International Seed Testing Association (ISTA). <http://www.seedtest.org/en/home.html>; <http://www.seedtest.org/en/international-rules-content---1--1083.html>
7. Clifton, A. 1958. Introduction to the Bacteria. McGraw Hill Book Co., New York.
8. Khare, D. and Bhale, M.S. (2014). Seed Technology. Scientific Publishers (India), Jodhpur. Revised 2<sup>nd</sup> Ed.
9. Mandahar, C.L. 1978. Introduction to plant viruses. S. Chand & Co. Ltd., Delhi.
10. Mathur, S.B. and Cunfer, B.M. 1993. Seed-borne diseases and Seed health Testing of Wheat. Danish Government Institute of Seed Pathology, for Developing Countries. Hellerup, Denmark.
11. Neergaard, P. (1977). Seed Pathology. Vol. I & II. The Mac Millan Press Ltd., London.
12. Rangaswamy, G. & Mahadevan, A. 1999. Diseases of crop plants in India (4th edition). Prentice Hall of India, Pvt. New Delhi.
13. Richardson, M. J. (1990). An annotated list of seed borne diseases 4<sup>th</sup> edn. Proc. Int Seed Test Assoc. Zurich, Switzerland.
14. Schaad, N. W. (1980). Laboratory guide for identification of plant pathogenic bacteria (edt.). Bacteriology Committee of American Phytopathological Society, St. Paul, Minnesota.
15. Schaad, N. W. (1988). Laboratory guide for identification of plant pathogenic bacteria (2<sup>nd</sup> eds.). APS Press (The American Phytopathological Society), St. Paul, Minnesota.
16. Singh, D. and Mathur, S. B. (2004). Histopathology of seed-borne infections. CRC Press, Boca Raton, London, New York. Washington DC, pp 296.
17. Singh, K.G. and Manalo, P.L. 1986. Plant Quarantine and Phytosanitary Barriers in the Asean. Asean Plant Quarantine Centre and Training Institute, Malaysia.

प्रभारी अधिकारी  
अकादमिक-ग्रन्थ

मि. २  
२०२  
२०२





## Paper XI (C): Ecosystem Ecology

### Unit I

Grassland Ecosystems - Characteristics of grasslands, stratification, grasslands and grazing, grasslands and drought, grassland and animal life, Grasslands types with special reference to Prairie and Savannah, Indian grasslands.

Forest Ecosystems - Stratification of the forest, Forest types -Boreal, Temperate and Tropical forests, Forest animal life

### Unit II

Freshwater Ecosystems -Classification of Freshwater Habitats, Lentic: Lakes & Ponds: Temperature and Oxygen stratification, Zonation based on light penetration, Flora and fauna, Productivity classes of lakes, Marshes and Swamps, Bogs, Lotic: Springs, Streams and Rivers.

Marine and Estuarine Ecosystems - Characteristics of marine environment: Salinity, Temperature and pressure, Zonation and Stratification, Tides, Estuarine ecosystem: Types of Estuaries, Flora and fauna, Estuarine productivity, Coral reef ecosystem, Mangrove ecosystem

### Unit III

Urban Ecosystem -Urban environment and Climatic conditions, additional physical complexes (modified surfaces including parking lots, roofs, and landscaping, buildings, transportation networks, infrastructure and public amenities), flora and fauna (human beings as largest macro consumer), Implications of urbanization: problems of air pollutants, drinking water supply, floods, waste disposal.

Rural ecosystems: Rural environment and climate, physical complexes (fields, agricultural implements and machines), Flora and fauna, Problems of discharge of chemical fertilizers, pesticides and drinking water. Management of waste, Principle; Social Forestry.

प्रमोदी अधिकारी  
अवकाशिक-प्रयोग

मि. री. री.  
मि. री. री.

30

## Unit IV

**Desert Ecosystem:** Desert: Definition, classification (hot and cold), physiography, desert features, flora, fauna and water, formation, topography, distribution and characteristics of world deserts; **Thar desert:** Sand dunes: types, origin and morphology of sand dunes; Vegetation types and plant communities, biological production, conservation of flora and fauna, wild life, Succession in vegetation of western Rajasthan and coastal sand dunes, economic importance of desert plants (general economic plants, medicinal, famine food plants and crops); **Saline Arid zones:** Saline tracts of Rajasthan and plants of saline arid zones (Halophytes), Economic and social considerations in the management of salt affected soils, afforestation in salt affected soils, Importance of halophytes.

*Suggested Readings*

1. P. L. Jaiswal, A.M. Wadhvani and N.N. Chhabra (Eds.). 1983. Desertification and its Control. ICAR, New Delhi.
2. Smith, R.L. 1996. Ecology and Field Biology, Harper Collins, New York.
3. Subrahmanyam, N.S. and A.V.S.S. Sambamurty 2000. Ecology. Narosa Publishing House, New Delhi.
4. G. M. Masters and W. P. Ela. 2008. Introduction to environmental engineering and sciences. PHI Learning Private Limited, New Delhi.
5. W. P. Cunningham and M. A. Cunningham. 2003. Principles of Environmental Science: Inquiry and Applications. Tata McGraw-Hill Publishing Company Limited, New Delhi

*Suggested Laboratory Exercises*

1. Find out stomatal index of Xerophytes (Nerium, Calotropis, Zizyphus,) growing in your locality.
2. Study of trichomes of xerophytes (Zizyphus, Lantana, Calotropis, Aerva) growing in your locality.
3. Study spread of root system of a perennial species in the soil
4. Study ecological adaptations of halophytes in your nearby area.

*Signature*  
प्रभारी अधिकारी  
अकादमिक-प्रशिक्षण

*Signature*

*Signature*

*Signature*  
प्रभारी

(31)

5. Seed Viability by T.T.C. method
6. Dormancy in seeds
7. Soil moisture and temperature at different depths
8. Salinity of soil sample.
9. Study of Canopy and Basal Cover of trees in your study area
10. Estimate primary productivity of a water body by light and dark bottle method
11. Mean leaf area of 2 plant Species growing in your area by graph method
12. Relative humidity by hair hygrometer
13. Light intensity by lux meter

  
प्रभारी अधिकारी  
अकादमिक-प्रपन






## Paper XII (C): ENVIRONMENTAL BIOLOGY

## Unit I

Air Pollution: Important Primary ( $\text{CO}$ ,  $\text{CO}_2$ , Oxides of Sulphur & Nitrogen,  $\text{H}_2\text{S}$ , Chlorine, Particulates, Odour Producing compounds) & Secondary Air Pollutants (Smog, Acid rain, Primary Photochemical reaction, Formation of ozone and peroxyacetyl nitrate in air), Effects of air pollutants on Buildings & Monuments, plants, man and animals; Biomonitoring, Air pollution control (particulates and gaseous pollutants), Green belt, Ozone depletion, mechanism of depletion, control strategies;

## Unit II

Water Pollution: Eutrophication- Process and Control; Oil Pollution, Thermal Pollution, Heavy metal Pollution, Treatment, Disposal & Recycling of Wastewaters, drinking water standards, Minimum National Standards

Solid & Hazardous waste management & Resource Recovery: Solid wastes, Types, collection, Shrinking waste streams: 3Rs (Reduction, Recycle & Reuse), composting, energy from waste, demanufacturing; Methods of disposal: Land fill, Open dumps, Exporting waste; Hazardous waste: Definition, disposal and management

## Unit III

Climate Issues: Greenhouse gases ( $\text{CO}_2$ ,  $\text{CH}_4$ ,  $\text{N}_2\text{O}$ , CFCs: sources, trends and role) and consequence of greenhouse effects ( $\text{CO}_2$  fertilization, global warming, sea level rise, Biodiversity erosion), Carbon footprints, Carbon sequestration, Applications of GIS and Remote Sensing technology in environmental studies, the future of planet earth.

प्रभाती अधिकारी  
अकादमिक-प्रबन्ध

मि. २  
८५  
२५

Policies, Regulations & related issues: Water (Prevention and Control of Pollution) Act 1974; Air (Prevention and Control of Pollution) Act 1981; Environment (Protection) Act 1986, Wild Life Protection) Act 1972, Forest (Conservation) Act 1980, Biodiversity Act 2002.

#### Unit IV

Environmental concerns: Environment auditing, Ecological footprints, Environment Impact Assessment, Bioindicator and biomarkers of environmental health; Environmental economics, Ecopolitics and green policies; Ecolabel, Rain water harvesting, Orans, Indira Gandhi Canal and its ecological implication, water logging & salinity problems- The management alternatives.

#### Suggested Readings

1. Treshow, M. 1985. Air Pollution and Plant Life. Wiley Interseience.
2. Mason, C.F. 1991. Biology of Freshwater Pollution. Longman.
3. Hill, M.K. 1997. Understanding Environmental Pollution. Cambridge University Press.
4. Brij Gopal, P.S.Pathak and K.G. Saxena (Eds.). 1998. Ecology Today: An anthology of Contemporary Ecological Research. International Scientific Publications, New Delhi.
5. P. K. Goel. 1997. Water Pollution: Causes, Effects and Control. New Age international Ltd., Publishers, New Delhi.
6. R.K.Trivedy and P.K.Goel. 1998. An Introduction to Air Pollution. Technoscience Publications, Jaipur
7. I.P.Abrol and V.V. Dhruva Narayana (Editors) 1990. Technologies for Wasteland Development. ICAR, New Delhi.
8. G. M. Masters and W. P. Ela. 2008. Introduction to Environmental Engineering and Sciences. PHI Learning Private Limited, New Delhi.
9. W. P. Cunningham and M. A. Cunningham. 2003. Principles of Environmental Science: Inquiry and Applications. Tata Mcgraw-Hill Publishing Company Limited, New Delhi
10. S.K. Maiti. 2004. Handbook of Methods in Environmental Studies Vol. 1 &2. ABD Publisher, Jaipur.

#### Suggested Laboratory Exercises

नमिका  
प्रभारी अधिकारी  
अकालमिक-प्रयम

म.स.  
लेट  
विद्यार्थी

1. To estimate pH, EC and Secchi Disc transparency for polluted and unpolluted water bodies.
2. To estimate Chemical Oxygen Demand of polluted water sample.
3. To estimate Biological Oxygen Demand of polluted water sample.
4. To estimate inorganic phosphorus content in water samples collected from polluted and unpolluted water bodies.
5. To estimate Total hardness, calcium and magnesium content in water samples collected from polluted and unpolluted water bodies.
6. To estimate chloride content in water samples collected from polluted and unpolluted water bodies.
7. To estimate Total alkalinity in water samples collected from polluted and unpolluted water bodies.
8. To determine diversity indices (Shannon-Wiener, concentration of dominance, species richness, equitability and  $\beta$ -diversity) for polluted and unpolluted water bodies.
9. Chlorophyll content of plant species growing in polluted (along "LN Marg) and unpolluted habitat (Botany Department).

*nh/cr*  
 प्रभारी अधिकारी  
 अकालोप-बाल

*MI2*  
*oil*  
*म*  
*पुन*





Paper-XI (d) : Advanced Plant Physiology-I

Scheme of Examination

Max.Marks : 100

Each paper will have 9 questions, out of which a student has to attempt 5 questions including the question No.1 which will be compulsory. The question No.1 will carry 20 marks and will be of several short objective type of questions such as multiple choice type, one line answer type, one word type and fill in the blanks type, with a limit of 20 words.

Unit-I

Proteins and Enzymes : Techniques of protein purification,

protein sequencing and proteomics, enzyme kinetics, Michaelis-Menten equation and significance of  $K_m$  value, negative and positive cooperativity, enzyme nomenclature and EC number, catalytic mechanisms, acid-base catalysis, covalent catalysis, metal ion catalysis, electrostatic catalysis, catalysis through proximity-orientation effect and catalysis through transition state bonding, lysozyme as model enzyme for catalytic mechanism, regulation of enzyme activity; feed back and allosteric regulation, active sites, coenzymes, activators and inhibitors, isoenzymes, ribozymes and abzymes.

Unit-II

Nucleotides : Biosynthesis of ribonucleotides (purines and pyrimidines), formation of deoxyribonucleotides, salvage purines, nucleotide degradation.

Vitamins : Water and fat-soluble vitamins, biochemical function of thiamine, riboflavin, nicotinic acid, pantothenic acid, pyridoxin, folic acid, vitamin B<sub>12</sub> ascorbic acid, vitamin A and Vitamin C.

Unit-III

Secondary Metabolites :

Coumarins and lignins : Structure and synthesis.  
Insecticides : (pyrethrins and rotenoids) distribution, chemistry and function.

Tannins : distribution synthesis and function.

Flavonoids and water-soluble pigments : Synthesis and function.

Hallucinogens : Distribution, chemistry and function.

Unit-IV

Alkaloids : Pyrrole, pyrrolidine, pyridine, polyacetylsinoline, tropane and indole alkaloids—their distribution, synthesis and function.

Saponins and saponinins : Sterols, steroids, steroidal alkaloids—their distribution, synthesis and function.

Cardiac glycosides : Their distribution, structure and function.

Paper-XII (d) : Advanced Plant Physiology-II

Scheme of Examination

Max.Marks : 100

Each paper will have 9 questions, out of which a student has to attempt 5 questions including the question No.1 which will be compulsory.

प्रमारी अधिकारी  
अकादमिक-प्रश्न

21/2  
02

रिज



pulsory. The question No.1 will carry 20 marks and will be of several short objective-type of questions such as multiple-choice type, one line answer type, one word type and fill in the blanks type with a limit of 20 words.

#### Unit-I

Plant growth regulators : Natural and synthetic, biochemistry and physiological effects of brassinosteroids, jasmonic acid, salicylic acid, polyamines, morphactins and cyanogenic compounds.

Signal transduction in plants : Receptors and G-proteins, phospholipid signalling, role of cyclic nucleotides, calcium-calmodulin cascade, diversity of protein kinases and phosphatases, signal transduction mechanisms with special reference to: Gibberellin induced signal transduction, auxin induced signal transduction and cytokinin induced signal transduction.

#### Unit-II

Stress physiology : Plant responses to biotic and abiotic stresses, mechanism of biotic and abiotic stress resistance, plant defense mechanisms against water stress, salinity stress, metal toxicity, freezing and heat stress and oxidative stress.

#### Unit-III

Photobiology-Photoreceptors, Phytochrome : history, discovery, physiological properties, interaction between hormones, and phytochrome, role of different phytochromes in plant development and flowering, mechanism of phytochrome signal transduction. Physiology of flowering photo-periodism and vernalisation.

Circadian rhythms in plants-Nature of oscillator, rhythmic outputs, entrainments (inputs) and adaptive significance.

#### Unit-IV

Tools and Techniques : Principles and application of spectrophotometry, Principles of chromatography, partition chromatography, thin layer chromatography, ion-exchange chromatography, gas-liquid chromatography, high performance liquid chromatography, gel filtration, electrophoresis, isoelectric focusing, immobilized pH gradient, ultra centrifugation (velocity and density gradient), ELISA and RIA.

Paper-XI (e) : Advanced Morphology and Morphogenesis-I  
Schemes of Examination

Max.Marks : 100

Each paper will have 9 questions, out of which a student has to attempt 5 questions including the question, No.1, which will be com-

प्रमारी अधिकारी  
अकादमिक-प्रथम

श्री. २  
८३

२  
३३

३



alsory. The question No.1 will carry 20 marks and will be of several  
 port objective type of questions such as multiple-choice type, one  
 be answer type, one word type and fill in the blanks type. *with a  
 limit of 20 words.* Unit-I:

Floral anatomy and its role in explaining the morphology of the  
 stamen and Carpel, Placentation : Inferior ovary, Taxonomic signifi-  
 cance of floral anatomy. Anatomy of the seed and pericarp and their  
 economic significance.

#### Unit-II

Anther-Organizational relationship of anther tissues;  
 ultrastructure aspect of microsporogenesis : Pollen-sporoderm pat-  
 tern. Pollen analysis, pollen fertility and sterility, allergy due to pol-  
 len. Pollen pistil interaction, cytomorphology of style and stigma,  
 ultrastructure of pollen ultrastructural studies on pollen tube growth in the  
 style, chemotropism, fertilization. Viability, storage and germination  
 of pollen.

#### Unit-III

Embryosac-Basis types and their interrelationships,  
 ultrastructural aspects of embryosac development. Endosperm—In-  
 terrelationship of the major types of endosperms, cytology and role  
 in embryo development, Embryo-Major types; embryogenesis/laws;  
 comparison of Soueges and Johansen's system; physiological factors  
 controlling growth and differentiation of embryo;

#### Unit-IV

Apomixis—genogenesis, androgenesis, agri-horticultural impor-  
 tance. Embryological features of the following families : Santalaceae,  
 Convolvaceae, Podostemaceae, Cucurbitaceae, Scrophulariaceae,  
 Lindlaniaceae, Orobanchaceae, Lentibulariaceae.

Paper-XII (c) : Advanced Morphology and Morphogenesis-II  
 Schemes of Examination Max.Marks : 100

Each paper will have 2 questions, out of which a student has to  
 attempt 1 question including the question No.1 which will be com-  
 pulsory. The question No.1 will carry 20 marks and will be of several  
 port objective type of questions such as multiple-choice type, one  
 be answer type, one word type and fill in the blanks type. *with a  
 limit of 20 words.* Unit-I

Development and morphogenesis-shoot apex the apical cell

प्रमारी अधिकारी  
 अकादमिक-प्रणम

मि. र.  
 एड्स

प्रमारी



meristem, the subcellular and biochemical structure of the meristem. The mechanism of primordium initiation transition to flowering, growth and formation of organs. Experimental work on apical meristem, meristem culture and virus free plant, histochemical studies on apical meristems.

#### Unit-II

The phenomenon of morphogenesis-correlation, polarity, symmetry, differentiation, regeneration.

**Morphogenetic factors :** Physical, mechanical, chemical and genetic factors. molecular basis of morphogenesis in plants with special reference to work done in Arabidopsis.

#### Unit-III

Somatic embryogenesis-survey of somatic embryogenesis in angiosperms, direct somatic embryogenesis and embryogenesis from callus and protoplasts, cytology, physiology and genesis of somatic embryogenesis nutritional factors, hormonal factors and embryo rescue in wide hybridization.

Micropropagation advances and synthetic seeds.

Cell plating technique and isolation of mutant cell lines, auxotrophic mutants.

Mechanism involved in cell culture mutants.

Suspension culture and growth studies.

#### Unit-IV

Microtechniques for plant cultures. Fixation (FAA and glutaraldehyde) and embedding in paraffin and GMA, equipment and histological procedures. \*Transmission and scanning electron microscopy for plant protoplasts and cultured cells and tissues. Endosperm and ovary culture, control of fertilization, experimental work on embryology of parasitic plants. Role of plant tissue culture in crop improvement.

#### Paper-XI (f) : Biosystematics of Angiosperms-I

##### Schemes of Examination

Max Marks : 100

Each paper will have 9 questions, out of which a student has to attempt 5 questions including the question No.1 which will be compulsory. The question No.1 will carry 20 marks and will be of several short objective type of questions such as multiple choice type, one line answer type, one word type and fill in the blanks type with a limit of

*Signature*  
प्रभारी अधिकारी  
अकादमिक-प्रबन्ध

*Signature*  
*Signature*  
*Signature*  
*Signature*

Syllabus (M.Sc. Botany) - 13

## Unit-I

Aims, components and principles of taxonomy, Alpha and Omega taxonomy, documentation, scope, significance and relationship of experimental and orthodox taxonomy, Evolutionary taxonomic classification.

## Unit-II

Botanical gardens and Arboreta, Information from plant geography, Indian plant geographical regions, Role of Herbaria in taxonomy, Taxonomic literature, Taxonomic resource information (Data analysis coding of characters, statistics).

Principles, rules, rank of plant nomenclature, ICBN, Principles and important rules, type method, Principle of priority and its limitation, Name of hybrids and cultivars, Concept of Biocode.

## Unit-III

Biosystematics Procedures : Steps of biosystematic studies, Biosystematic categories—Palynology, Cytology, Embryology, Anatomy and Histochemistry.

## Unit-IV

Numerical taxonomy : Principles, Serum diagnosis Concepts, Phytochemistry Operational taxonomic units (OTU), Data processing and taxonomic studies, Taxometric methods for study of Population variation and similarity—Coding, Cluster analysis, cladistics.

Paper-XII (I) : Biosystematics of Angiosperms-II

Schemes of Examination

Max. Marks : 100

Each paper will have 9 questions, out of which a student has to attempt 5 questions including the question No.1 which will be compulsory. The question No.1 will carry 20 marks and will be of several short objective type of questions such as multiple choice type, one line answer type, one word type and fill in the blanks type with a limit of 20 words.

## Unit-I

Experimental taxonomy—Scope and Significance, Experimental categories, Relationship in experimental and orthodox taxonomy, Synthetic theory of evolution.

## Unit-II

Concept of species, speciation, species classification, Concept of characters—analytic versus synthetic character, qualitative versus quantitative characters, good and bad characters, Taxonomic charac-

प्रभारी अधिकारी  
अकादमिक-प्रथम

ter—Character weighing. Characters variation, its role in speciation and isolation.

#### Unit-III

Concept of population, its significance, pattern of phenetic variability, Geographical variability, Transplant experiments. Genotype—environmental interaction, Plasticity, Variation—cause of variation in population, Range of tolerance and phenotypic plasticity, Ecotypes—origin and differentiation, Taxonomic significance of ecotypes.

#### Unit-IV

Experimental taxonomy and hybridization, Role of hybridization in evolution, Stabilization of hybrids and amphidiploidy, introgression and segregation.

Method of analysis of hybrid complex, Introgressive hybridization, Taxonomic treatment of hybrid complex. Breeding barriers, epistasis pleiotropy. Biochemical systematics—method and principles. Systematic markers, chemotaxonomy.

#### Suggested Readings:

1. Lawrence, G. H. M. 1951. Taxonomy of Vascular Plants. MacMillan, New York.
2. Davis, P.M. and Heywood, V.H. 1963. Principles of Angiosperm Taxonomy, Oliver and Boyd, London.
3. Heywood, V.H. and Moore, D. H. 1984. Current Concepts in Plant Taxonomy. Academic Press, London.
4. Radford, A.H. 1986. Plant Fundamentals of Plant Systematics, Harper and Row, New York.
5. Stace, C.A. 1989. Plant Taxonomy and Biosystematics, Edward Arnc London.
6. Woodland, D.W. 1991. Contemporary Plant Systematics, Prentice Hall New Jersey.
7. Nordenstam, B., LT-Gazaly, G. and Kassab, M., 2000. Plant Systematics for 21st Century, Portland Press Ltd., London.
8. Naik, V.N. 1984. Taxonomy of Angiosperms. Tata McGraw Hill, New Delhi.
9. Singh, G. 1999. Plant Systematics : Theory and Practice. Oxford & IBH Pvt. Ltd., New Delhi.
10. Sivarajan, V.V. 1991. [Reprinted 2001] Principles of Plant Taxonomy. Oxford & IBH Publishing Co. Pvt. Ltd., New Delhi.

प्रभारी अधिकारी  
अकादमिक-प्रथम

श्री. ड.  
[Signature]  
[Signature]  
[Signature]



## Paper-XI (g) : Biotechnology-I

## Scheme of Examination

Max.Marks : 100

Each paper will have 9 questions, out of which a student has to attempt 5 questions including the question No.1 which will be compulsory. The question No.1 will carry 20 marks and will be of several short objective type of questions such as multiple choice type, one line answer type, one word type and fill in the blanks type.

## Unit-I

The concept of totipotency and history of development of plant tissue culture from Haberlandt to the present development of different PTC media and their nutritional components.

Plant tissue culture laboratory—facilities, operation and management, media preparation and handling, Sterile techniques.

## Unit-II

Pathways of plant regeneration—proliferation of axillary buds, adventitious shoot bud proliferation, organogenesis and somatic embryogenesis from callus and suspension cultures.

Somatic embryogenesis—Survey of somatic embryogenesis in angiosperms. Zygotic versus somatic embryogenesis in monocots and dicots. Conifer somatic embryogenesis.

## Unit-III

Pollen embryogenesis—Discovery of anther culture, survey of anther and pollen culture in dicots and monocots pathways of pollen embryogenesis, cytology and of pollen embryogenesis, stages of pollen development. Haploids for breeding and selection of mutants.

Isolation and culture of protoplasts of grasses review of work done with special reference to rice, wheat and maize.

Propagation of ornamental plants by tissue culture. Application of tissue culture in forestry.

Micropropagation advances and synthetic seeds, use of ELISA methods to certify pathogen free plants.

## Unit-IV

Quantification of tissue culture procedures : fresh and dry weight culture density by cell count, packed cell volume mitotic index.

Microtechniques for plant cultures—fixation (FAA and glutaraldehyde) and embedding in paraffin and GMA, equipment and histological procedures. Transmission and scanning electron microscopy for plant protoplasts, cells and tissues.

Staining procedures for chromosome analysis.

प्रभारी अधिकारी  
अकादमिक-प्रथम

श्री. २  
[Signature]  
[Signature]  
[Signature]

(42)

**Paper-XII (g) : Biotechnology-II**

**Scheme of Examination**

**Max.Marks : 100**

Each paper will have 9 questions, out of which a student has to attempt 5 questions including the question No.1 which will be compulsory. The question No.1 will carry 20 marks and will be of several short-objective type of questions such as multiple choice type, one line answer type, one word type and fill in the blanks type.

**Unit-I**

Transgenic plants—the concept and history of developments of transgenesis in plants.

*Agrobacterium*—mediated transformation.

**Unit-II**

Direct DNA transfer into intact plants cells—microprojectile, bombardment and chemical uptake of DNA by plant protoplasts.

Tools for genetic transformation—Transformation vectors, promoters, terminators and markers and reporter genes.

**Unit-III**

Regulation of heterologous gene expression—factors affecting gene expression, introns, plants transcriptional factors, gene silencing, antisense RNA.

Transgenic approaches to crop improvement—protection against biotic (virus, fungi, bacteria, nematode, insect, weed) and abiotic stress (salinity, drought, cold, metals), Nutritional quality improvement—golden rice and other developments. Extension of flower life, pigmentation and fragrance.

**Unit-IV**

Manufacture of valuable products—antigens, antibodies, edible vaccines, enzymes, proteins.

Benefits and risks of producing transgenic plants—IPR and regulatory requirements, field testing and regulations to release transgenic plants in India.

**Skeleton Paper**

**M.Sc. (Final) Special Paper Adv. Plant Pathology**  
**Practical Examination**

Time : 4 hours

M.M. : 100

Q.No.	Questions	Marks allotted
-------	-----------	----------------

- (a) Study the diseased plant material 'A' provided; make histopathological investigation.

*Handwritten signatures and stamps:*  
A circular stamp with the text "प्रभारी अधिकारी" (In-charge Officer) and "अवगमिक-प्रथम" (First Reviewer).  
Other handwritten marks and initials are present.

Syllabus : M.Sc. Botany - 57

	Draw labelled drawing and identify the pathogen giving reasons.	10
(b)	Study and identify the mycoflora from the given material.	5
2.	Give suitable drawings make a suitable preparation so as to study the given material 'C' identify giving reasons.	10
3.	Study the external morphology, histopathology and development stages of given material 'D'. Draw labelled diagrams. Identify the causal organism.	10
4.	Calibrate your microscope with the help of micrometers and measure spores and determine the mean size.	10
5.	From given plant material isolate virus free plantlet through apical meristem culture. Briefly describe the procedure.	8
6.	Stain the given bacterial sample and identify it as gram positive or negative. Write in brief the procedure adopted.	10
7.	Viva-Voce.	10
8.	Spots (Four)	12
9.	Practical record.	15

Skeleton Paper

M.Sc. (Final) Special Paper-Seed Technology and Seed Pathology

Practical Examination

Time : 4 hours

M.M. : 100

Q.No.	Questions	Marks allotted
1.	Study the morphological and anatomical features of given seeds.	20
2.	Study the seed-borne mycoflora of given seed sample	25
3.	Determine the location of pathogen in different components of given symptomatic seeds. or Estimate the spore load in given seed sample.	10
4.	Examine the viability of seed lot. or Study the transmission of pathogen in infected seedling	10

ad.)

प्रिभारी

प्रिभारी अधिकारी  
अकादमिक-प्रथम



or  
Examine the seed disorder in given seed lot.  
or  
Examine the seed sample for physical purity

5.	Spots 1-5	10
6.	Viva-Voce	10
7.	Practical Record	15

**Skeleton Paper**

**M.Sc. (Final) Practical Examination  
SPECIAL PAPER : ADVANCE ECOLOGY**

Time : 4 hours

M.M. : 100

- Determine organic matter content of the given soil sample by Walkely & Black method. 25  
or  
Determine the dissolved  $O_2$  in a given water body by Winkler iodometric method.
- Prepare the glycerin mount of the given plant materials explaining their anatomical adaptations in relation to habitat. 25  
or  
Study the various types of trichomes and their rolling mechanism to withstand during drought of given plant material.
- Determine the total hardness of the given water sample. 10
- Determine pH of the given soil sample by pH meter. 05  
or  
Determine the conductivity of the given soil sample
- Comment upon the spots (1-5) 10
- Practical Record 15
- Viva-Voce 10

**Skeleton Paper**

**M.Sc. (Final) Adv. Plant Physiology  
Practical Examination**

Time : 4 hours

M.M. : 100

Q.No.	Questions	Marks allotted
1.	(a) Perform the physiological exercise given to you and write the object, materials and methods.	

11-3  
C/S

2/2  
25/2

प्रभारी अधिकारी  
अकादमिक-प्रथम

Syllabus : M.Sc. Botany - 59

	theory, observations results and precautions.	25
(b)	Write the details of the principle involved in the given exercise	5
2.	(a) Perform the physiological exercise given to you and write the object, materials and methods, theory, observations, results and precautions.	25
	(b) Perform test(s) for secondary metabolite(s) in the given material.	5
3.	Comment upon Spots 1 & 2	15
4.	Practical Record	10
5.	Viva-Voce	15

Skeleton Paper

M.Sc. (Final) Special Paper Herbarium and Adv. Taxonomy  
Practical Examination

Time : 4 hours

M.M. : 100

Q.No.	Questions	Marks allotted
1.	Make a study of epidermal system of the material A, B and C from a taxonomic point of view and assign these to their respective types giving reason (any one). or Study the seed-coat anatomy of material A,B and C by means of sections. Give labelled diagrams to bring out the features of systematic significance.	8
2.	Make Palynological study of One of the specimens A, B and C. Draw labelled sketches and give the N.P.C. formula.	10
3.	Study the anatomy of one of the materials A,B and C and mention characters of systematic importance. or Study the floral anatomy by means of serial T.S., of One of the materials A,B and C. Make a labelled sketch.	10
4.	Write a taxonomic description of any one of the twigs. A, B and C on the Flora Indian pattern. Key out these to the level you can.	20

W.L.

Signature

Signature

प्रभारी अधिकारी  
अकादमिक-प्रथम

5.	With the help of suitable preparation make detailed morphological studies of chromosomes in the given material D.	06
6.	Prepare a synonymy on the basis of herbarium sheets studied. Find out the basionym and mention the correct name with reasons.	07
7.	Comment upto the spots 1-6	12
8.	Viva-Voce	10
9.	Record and Sessional Work	17

#### Skeleton Paper

M.Sc. (Final) Practical Examination

Special Paper:- Adv. Morphology of Angiosperms & Pl. Morphogenesis.

Time : 4 hours

M.M. : 100

1. Cut serial transverse sections of the wax embedded material provided and submit two well prepared slides. Write the procedure followed briefly. 13
2. Study the seed Coat and anatomy of the seed provided. Identify the seed and classify it according to Corner's/Martin's system. 20
3. Make an acetolysed preparation of the pollen grains from the material and describe the pollen morphology and identify the pollen types. 12
4. Dissect out and mount at least two stages of the endosperm/embryo from the material provided, make suitable mounts and labelled diagrams. 10
5. Count the cells in the given suspension culture using haemocytometer. 10  
or  
Plate the cells from the suspension culture using cell plating technique.  
or  
Demonstrate the inoculation of the anthers explant on the culture medium.
6. Comment upon spots 1 to 5 10
7. Viva-Voce 10
8. Practical Record

म. २  
२०२२  
२०२२

प्रभारी अधिकारी  
अवसर्गिक-प्रथम



M.Sc. (Final) Papers VII, VIII, IX & X  
Practical Examination

M.M. : 200

FIRST DAY (4 HRS.)

VII-Plant Development & Reproduction

IX-Plant Resources Utilisation and Conservation

1. (a) Make suitable preparation of the given material. Draw labelled diagram, and study the anatomical features with special reference to its vascular structure. Discuss points of special interest. 16
- (b) With the help of suitable preparation study the floral/seedcoat/epidermal/micro-sporangium wall structure of the material provided. Draw labelled diagram and comment upon its features. 16
2. (a) Identify any two.....materials from the given samples. Give economic importance with special reference to origin, cultivation, part used and processing, if any. 16
- (b) Mark the highest yield producing areas in the map provided to you. 15
3. Spots 1-4 12

M.Sc. (Final) Papers VII, VIII, IX & X  
Practical Examination

Time : 4 hours

M.M. : 200

Second Day (4 Hrs.)

X- Plant Ecology.

XI- Biotechnology and Genetic Engineering of Plants & Microbes.

- 4(a) Calculate the frequency/Density/Species Cover of the plant species in the plot allotted to you by Quadrat method and compare your results with Raunkier frequency diagram. 16

- (b) To investigate the water content/air content/soil particles in given soil sample.

or

Investigate the pH/chloride content/oxygen content of water sample given to you. 16

- 5 (a) Perform biotechnological exercise given to you. 16

- (b) Write details for the exercise given to you. 15

6. Spots 1 to 4 12

7. Records/Sessionals/Project/Herbarium 30

7. Viva-Voce. 20

मो. २

ॐ

ॐ

ॐ

प्रभारी अधिकारी  
सहायक-प्रथम